

Professionaliseringsdag

Haal het maximale uit je leerlingen met
Microsoft Leerversnellers

Marien Zonnenberg

Tip: meld u zich alvast aan op office.com
als u mee wilt doen in uw eigen omgeving
en open <https://bit.ly/aps2026>



Marien Zonnenberg



Docent VO (Voorheen PO)



Trainer



0633232322



m.zonnenberg@apsitdiensten.nl



MeneerICT / APS IT-diensten



Haal het maximale uit je leerlingen met Microsoft leerversnellers

Marien Zonnenberg (Trainer bij APS IT-diensten)

Microsoft Teams is meer dan een digitaal klaslokaal. Met Microsoft Leerversnellers krijg je beter inzicht in leerresultaten en begeleid je leerlingen doelgericht bij taal- en rekenvaardigheden. Zo werk je gestructureerd aan ontwikkeling én houd je overzicht in de voortgang.

In deze sessie ontdek je hoe Leerversnellers, zoals Spreekcoach, Rekenvoortgang en vooral Leesvoortgang, je helpen om prestaties inzichtelijk te maken en gericht te versterken. Je ziet hoe je deze tools praktisch inzet in je dagelijkse lespraktijk. Met die inzichten begeleid je leerlingen effectiever en houd je meer tijd over voor goed onderwijs in je klas.

Uitdagingen waarmee docenten vandaag worden geconfronteerd...



De pandemie heeft geleid tot een scherpe daling van de leesvaardigheid, wiskunde en andere vakken, waarbij studenten die al achterliepen meer moeite hadden om problemen op te lossen met rechtvaardig leren.



Het emotionele welzijn van studenten is een grootste zorg voor opvoeders en leiders die terugkeren naar persoonlijke instructie.



Onderwijsleiders zijn voortdurend op zoek naar manieren om het onderwijs rechtvaardiger te maken voor elke leerling in hun schooldistrict.



Opvoeders worstelen om prioriteit te geven aan de toekomstvaardigheden in hun lesplannen op te nemen, gezien de concurrerende prioriteiten.

Quote from Satya Nadella



“

Door het bouwen van producten, functies en ervaringen die productiviteit en creativiteit bevorderen, is het onze ambitie om deuren te openen voor studenten overal ter wereld.”

Satya Nadella

February 2023

Bespaar tijd en bevorder zelfstandig oefenen



Voortgang

Docenten wijzen, beoordelen en analyseren oefenopdrachten met Progress-apps aan studenten. Voortgangsgegevens worden automatisch geüpload naar Education Insights.



Coaches

Geïndividualiseerde oefenervaringen die real-time coaching bieden aan leerlingen. Ze zijn beschikbaar in zowel Progress-apps als zelfstandige apps.

Introductie van Leerversnellers



Foundational Skills



Lezen

Voortgangs- en leescoach

Wiskunde

Voortgang & Wiskunde Coach

Welzijn

Microsoft Reflecteren

Future-Ready Skills



Spreker

Voortgang & Spreker Coach

Zoek

Voortgangs- en zoekcoach

Insights



Inzichten

Inzichten in het onderwijs

Demo

- ➔ Leescoach
- ➔ Leescoach via de insluitende lezer
- ➔ Leesvoortgang
 - Opdracht aanmaken
 - Opdracht maken
 - Opdracht bekijken
- ➔ Sprekervoortgang



En wat nu menu

Leesvoortgang en Coach
Vloeiend lezen



Spreker Voortgang en Coach
Presentatie vaardigheden



Zoekvoortgang en zoekcoach
Informatievaardigheden



Wiskundige voortgang en coach
Rekenvaardigheid



Reflect
Sociaal en emotioneel welzijn



Leesvoortgang en Coach

Vloeiend lezen





Leesvoortgang & Leescoach



Verbeter de vloeiendheid, nauwkeurigheid en het begrip van studenten door middel van lees oefeningen en inzichten van docenten.

19%


Studenten hebben 19% meer kans om de middelbare school af te ronden als ze in de derde klas bekwame lezers zijn

demo

- Insluitende lezer – leescoach
- Leesvoortgang
 - Aanmaken opdracht
 - Het maken door een leerling
 - Resultaten en feedback
 - Leesvoortgang
- Persoonlijke reading coach
Voor iedereen, ook met een persoonlijk microsoft-account
- <https://coach.microsoft.com/>



Reading Progress – Student Experience




Microsoft Teams Search

Geography of the Earth Close

Reading Coach

atmosphere ★ landforms ★ combination ★ physical ★ factors ★

 These words were the most challenging for you. Select any word to tackle them again.

Activity Chat Teams Assignments Calendar Files Store Help

Reading Progress – Educator Review



Activity

Chat

Teams

Assignments

Calendar

Files

Store

Reading Progress

Cancel

Krystal McKinney

Attempts: 2 Level: B Words: 207 Insights

41 Correct Words per Minute

83% Accuracy Rate

5 Mispronunciations
2 Omissions
1 Self-corrections

1 Insertions
0 Repetitions

Auto-Detect PREVIEW

Pronunciation sensitivity Low

2:17

The study of Earth's **landforms** is called physical geography. Landforms can be mountains, hills, and valleys. They can also be **glaciers**, lakes, or rivers. Landforms are some of the most important physical features. It is important for students to know about the physical geography of Earth.

The seasons, the **the** natural processes of Earth affect where people and animals live. Geography is one of a **combination** of factors that people consider when they decide where they want to live.

The **physical** features of a region are often rich in resources. Within a nation, mountain ranges become natural borders for settlement areas. In the U.S., major mountain ranges are the Sierra Nevada, the Rocky Mountains, and the Appalachians.

Fresh water sources also influence where people settle. People need water

Student work

Not turned in [View history](#)

Geography of the Earth

Feedback

Enter feedback

Points

/ 100

Return

Leesvoortgang - AI-gegenereerde passages

Private Preview



Activity

Chat

Teams

Assignments

Calendar

Files


...

Apps

Reading Progress

Close

Next



Practice makes progress. Let's get going!

New!

Browse sample library

Generate custom passage

Upload Word or PDF

Reading Progress - AI Generated Comprehension Questions

Private Preview



Activity Chat Teams Assignments Calendar Files Apps

Search

Reading Progress Close Next

< Choose a different passage Edit Student view

Geography of the Earth


209 words | French (Canada)

The study of Earth's landforms is called physical geography. Landforms can be mountains and valleys. They can also be glaciers, lakes, or rivers. Landforms are sometimes called physical features. It is important for students to know about the physical geography of Earth.

The seasons, the atmosphere and all the natural processes of Earth affect where people are able to live. Geography is one of a combination of factors that people use to decide where they want to live.

The physical features of a region are often rich in resources. Within a nation, mountain ranges become natural borders for settlement areas. In the U.S., major mountain ranges are the Sierra Nevada, the Rocky Mountains, and the Appalachians.

Add comprehension questions



Generate questions Add my own Cancel

Apps

Maak kennis met Reading Coach voor web, Windows en LMS

Gepersonaliseerd leren mogelijk gemaakt door AI



Gepersonaliseerd

Gepersonaliseerde leespassages gegenereerd met verantwoorde AI die lezers betrekken.

Doelgericht oefenen

Detecteert automatisch de woorden waarmee leerlingen worstelen en biedt hen gerichte oefenmogelijkheden.

Inclusief

Inclusief ontwerp met ingebouwde insluitende lezer.

Verantwoordelijk AI

Ontworpen met verantwoorde AI-principes om leerlingen veilig te houden.

Reading Coach

Good job! Now choose what happens next...

We've added these **practice words** to your next chapter:

- Mission
- Mischievous
- Shimmering
- Wondrous
- Cluster
- Artifact

Max and Lily are followed by space pirates.

Max and Lily go deeper into space.

Max and Lily's spaceship has a problem. They can't take off!

An engaging
reading practice app
for students of all ages

Avery ↗




Spreker Voortgang en Coach

Presentatie vaardigheden





Spreker Voortgang & Spreker Coach




Ontwikkel zelfverzekerde presentatoren met tools die de angst van studenten helpen verminderen en realtime coaching bieden.

96%

Van de bedrijven beschouwt communicatieve vaardigheden als essentieel, maar slechts 42% van de werknemers is bedreven in deze vaardigheid

demo

- Aanmaken opdracht
- Mogelijkheden verkennen

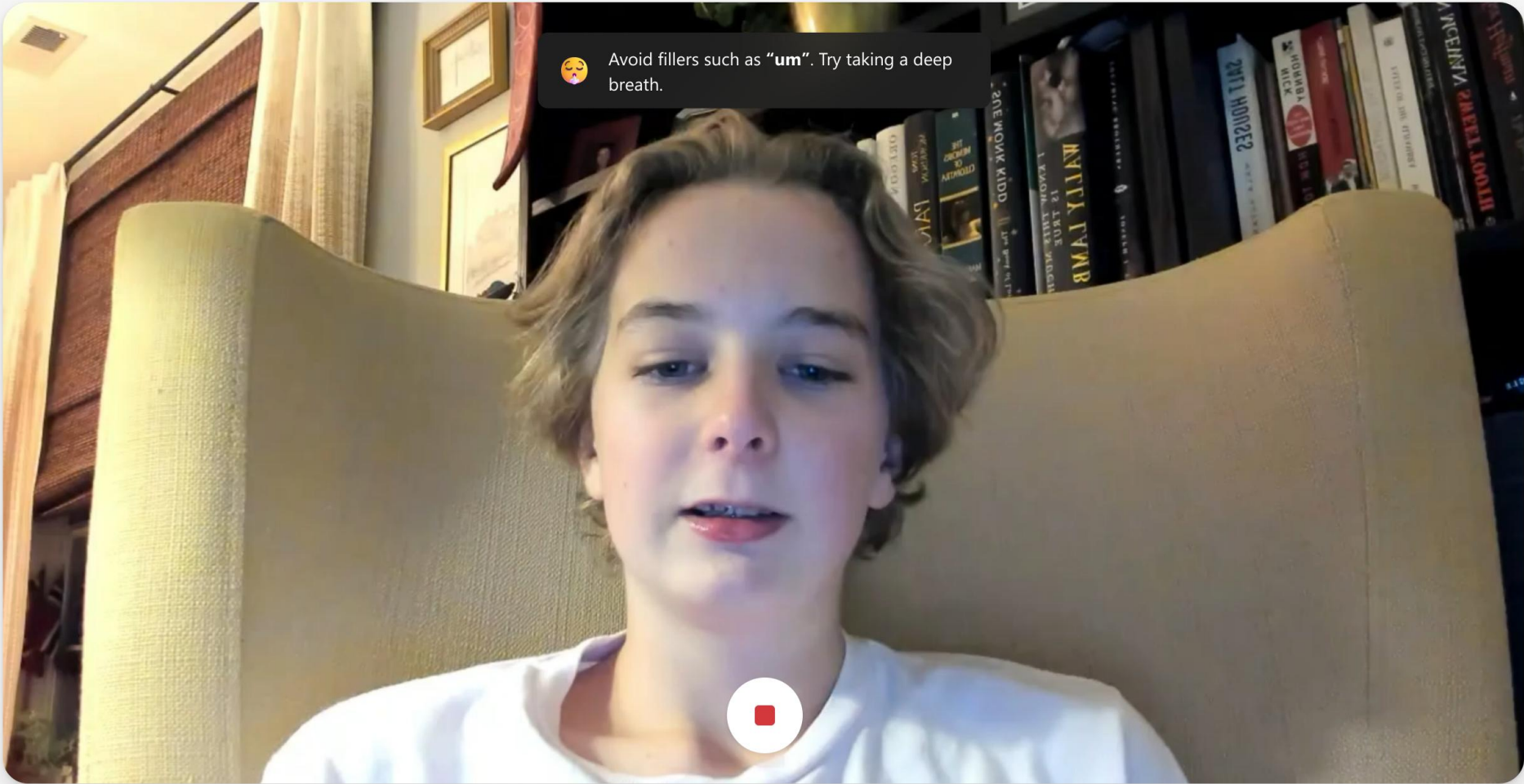



Speaker Progress – Student Experience



Speaker Progress

Recording 0:59



😞 Avoid fillers such as “um”. Try taking a deep breath.

Speaker Progress – Educator Review



Activity Chat Assignments Teams Calendar Calls Files Store

Speaker Progress Close

Search

9:01

Your Rehearsal Report

Great speech! 🎉 Pay more attention to your repetitive language and fillers.

🕒 9:01 speaking time 💬 6 total feedback

Top strengths

Pitch

✔️ Keep going! You varied your pitch, which can help keep your audience engaged and interested in what you were saying.

Pronunciation

✔️ Good job! Your pronunciation sounded clear.

Body language

✔️ Great job keeping your gaze forward, maintaining good distance from the camera, and giving the audience a clear view of your face.

Top opportunities

Repetitive language

Using the same words over and over can be distracting for your listener. You might not be aware of overusing certain words, so Speaker Coach helps you by counting instances of words that are commonly overused. To engage your audience, find synonyms for words you use repeatedly.

Below are the repeated words from your rehearsal:

awesome beautiful so ok

Filler words

To sound more polished and confident, pause and relax to avoid filler words:

Fredrickson, AI

Student work
Not turned in [View history](#)

Getting to Know You

Feedback

Enter feedback

Points
/ 100

Return ▼

[Hide pane](#)



Zoekvoortgang en zoekcoach

Informatievaardigheden



Search Progress & Search Coach




Een eenvoudigere manier om vaardigheden op het gebied van informatievaardigheden op te bouwen met realtime begeleiding in een veilige en inclusieve online zoekomgeving.

~1/10

Leerlingen in groep 7 of hoger kunnen onderscheid maken tussen feit en mening

demo

- Toevoegen tabblad leescoach
- Mogelijkheden verkennen



Search Progress – Student Experience



Search Progress Close

What do astronauts eat? × →

Domain File type Date range + Operators

SEARCH TIP OF THE DAY
Some top results show up because they are popular, not necessarily accurate. Look through a few links for a more balanced perspective.

Eating in Space | NASA
nasa.gov/audience/foreducators/stem-on-station/ditl_eating
An astronaut can choose from many types of foods such as fruits, nuts, peanut butter, chicken, beef, seafood, candy, brownies, etc. Available drinks include coffee, tea, orange juice, fruit ...

NewsGuard **100%** Domain nasa.gov Last crawled 2 days ago Country United States

How do scientists build the best diet for astronauts?
astronomy.com/news/2021/04/how-do-scientists-build-astronaut-diets
Without a sufficient caloric intake (which exceeds earthly needs and ranges between about 2,700 to 3,700 daily calories) astronauts risk losing body mass — a key marker of nutrition ...

NewsGuard **95%** Domain astronomy.com Last crawled 4 weeks ago Country United States

Collected sources ×

> Assignment instructions

✓ Sources
2 of 5 collected

Search terms: What do astronauts eat? ×
Eating in Space | NASA
nasa.gov/audience/foreducators/stem...
This source is from a reliable site and is relevant to my research.
✓ Reference added

Source: lateral reading ×
<https://www.space.com/what-do-astronauts-eat-space-food>
www.space.com/what-do-astronauts-e...
It looked like a very interesting and important source.

+ Add a source found without searching

Next

Search Progress – Educator Review



Activity

Chat

Assignments

Teams

Calendar

Files

...

Apps

< > Search

Close

Search Progress

Assignment summary

6 Searches Compare to class	9 Saved sources Compare to class	21 Links opened Compare to class
---	--	--

Instructions

Astronaut food

Search the internet to find out details about how astronauts survive in space. What do they eat? How many times a day do they eat? How do they prepare the food? How is their food different or similar to what they eat on Earth?

Reflection

Look at your different searches. Which ones were most effective? Why?

The searches that used operators were more focused. Sometimes they were too focused so I had to go back and make my search less specific because it returned only a small number of results.

Searches

Cline, Christie

Student work

✓ Turned in [View history](#)

No work attached

[Take action in student view](#)

Feedback

Enter feedback

Points

/ 50

[Return](#)

[Hide pane](#)

Wiskundige voortgang en coach

Rekenvaardigheid





Math Progress & Math Coach



Help leerlingen complexe wiskundige problemen op te lossen, het vermogen te ontwikkelen om over gegevens te redeneren en wiskundige concepten te begrijpen.

**Daling
met 9
punten**

In wiskundescores onder 7e en 8e klassers uit een landelijk representatieve steekproef van 9000 studenten sinds de pandemie.

Math Progress – Student Experience



Search

Math Progress Close

Activity Chat Teams Assignments Calendar Files Apps

[Back to question 2](#)

Linear equations practice 1

One at a time

1. Solve for x 10 pts

$$x^3 - 64 = 0$$

How was this question? Easy Just right Hard

2. Solve for x 10 pts

$$x^3 - 64 = 0$$

x = 2

x = 3 Your answer

3/3 ★

Questions completed

Your work for this assignment

Remember to show your work. Please take the time to take pictures of your work and upload the pictures here. The maximum number of pictures per assignment is 10.

Upload images

Math Progress – Educator Review



Search

Close

Math Progress

Polynomial equations

Grade: **50%** [Compare to class](#)

Point total: **25/50 pts** [Compare to class](#)

Most frequent rating: **Easy**

Misconceptions	Count
Subtraction omission ⓘ	3
Cancellation error ⓘ	4
Sign change error ⓘ	1

[Compare to class](#)

✓ Correct

1. Solve for x 10 / 10 pts

$x^3 - 64$

Student's answers Correct answers

Student Work

See the student's upload of their proof of work.

Student work

✓ Turned in [View history](#)

[Geography of the Earth](#)

[Take action in student view](#)

Feedback

Enter feedback

Points: / 100

[Hide pane](#) [Return](#)



Math Coach: coming to web, Windows, and LMS

Standalone personalized learning powered by AI

Work in progress

Exploratory feature list

(subject to change)

Adaptive, topic-based practice

tailored to each learner's misconceptions & mistakes

AI-generated story problems

playgrounds, and much more!

Get help with one problem

or practice a whole set like it

Personalized coaching

on every problem



Join our Math Community
to help inform this ongoing project!
aka.ms/MathCommunity

21 Almost there!

21. Solve this equation

$$2x - 64 = 0$$

x = 8 X Your answer

X Incorrect, but so close! The correct answer was x = 32.

Where did I go wrong? What's are all the solution steps?

We think you might have misinterpreted the equation to include exponents. You solved $x^2 - 64 = 0$ rather than $2x - 64 = 0$.

Next time, after getting x by itself, instead of using the square root, $\sqrt{\quad}$, on the equation, divide the equation by x's coefficient, in this case, divide by 2!

Executing the suggested steps

1. $2x = 64$
2. $x/2 = 64/2$
3. $x = 32$ ✓

Our tech does its best, but mistakes are possible. Make sure to double check your work!

Next

© Microsoft Learn more Privacy Session ID



Reflect

Sociaal en emotioneel welzijn





Microsoft Reflect




Help leerlingen sociale en emotionele vaardigheden te ontwikkelen, waaronder het vermogen om hun gevoelens te herkennen en erover na te denken.

**Verhoging
met 11
punten**

In de academische prestaties van studenten voor studenten die hebben deelgenomen aan een SEL-curriculum versus degenen die dat niet deden.

demo

➔ Reflect en insights



Reflect– Student Experience



The screenshot shows the Microsoft Reflect web application interface. At the top, a browser window displays the URL 'reflect.do'. The main content area is titled 'Good morning, Martin!' and features a 'How are you feeling today?' section with five emoji options: 😄, 😊, 😐, 😞, and 😡. To the right of this section is a 'Previous check-ins' button with a character illustration. Below this, a heading reads 'Take a Brain Break to center and focus your mind'. Three brain break options are presented as cards:

- Take a breath**: Pause for a minute to breathe mindfully and reset your focus. (Video • 1 min)
- Stretch break**: Get ready to stretch and boost focus with this quick 2-minute stand-up routine! (Video • 2 min)
- Coloring book**: Let your crayons explore a range of emotions and adventures! (Game • 5 min)

A left-hand navigation menu includes: Homepage, Previous responses, Brain breaks (Meditate, Move, Play, Music, Podcasts, Favorites), and Partner library.

Reflect— Educator Review



Microsoft Reflect | reflect.microsoft.com/676763

Reflect

Check-ins

Emotion Board | Trends

Brain breaks

- Meditate
- Move
- Play
- Music
- Podcasts
- Favorites

Partner library

- Calm

What's new?

Do you like Reflect?

Check-ins

+ New check-in

How are you feeling about your progress in the class? 1h left	Nov 21 09:32 AM	
How are you feeling today? Closed	Nov 14 09:30 AM	
How are you feeling today? Closed	Nov 7 09:27 AM	
How are you feeling about your reading skills? Closed	Oct 30 09:30 AM	
How are you feeling today? Closed	Oct 23 09:31 AM	
How are you feeling today? Closed	Oct 16 09:3 AM	
How are you feeling today? Closed	Oct 9 09:34 AM	

Reflect- Suggested Questions

Private Preview



Options for unpleasant emotions

I don't have enough time to do it ✕ Too much homework ✕ It's boring ✕

It doesn't seem useful ✕ I don't understand the homework ✕ It's too hard ✕

Instructions are confusing ✕ + Add option

Options for pleasant emotions


I have enough time to do it ✕ The amount is fine for me ✕ It's interesting ✕

It's helpful and worth doing ✕ Instructions are clear ✕ Doing it can help my grade ✕

+ Add option

1 Create ✨

How are you feeling about your homework?



Select all the reasons that make you feel that way


I don't have enough time to do it Too much homework It's boring It doesn't seem useful

It's too hard Instructions are confusing I'm worried about getting a bad grade

← Back I am not sure Done

2 Respond

How are you feeling about your homework?




Quantity Learn more Engagement

I don't have enough time to do it 12	It's boring 6	It doesn't seem useful 6
Too much homework 8	I have enough time to do it 7	It's interesting 14
The amount is fine for me 6	It's helpful and worth doing 11	

3 Insights to action

Reflect- Assignment Check Ins

Private Preview



Classwork

New assignment | Add to calendars: None | Post notifications to: General | Late turn in notifications: Off

Molecular Model Building Project

Wed, Jan 17, 2024

11:59 PM

Assignment will post immediately with late turn-ins allowed. [Edit assignment timeline](#)

All current and future students

[Draft] Week 4 Chemical Bonding

Add rubric

Letter

100

Lab Work (20%)

Add tag

Reflect check-in Off

Preview

Hey [Scientists!](#) Get ready to build some cool molecule models and show off your chemistry skills!

What You'll Need:
Your trusty molecular model kit
Some good research materials (like your textbook or reliable internet sites)

Here's Your Mission:

- Team Up:** Join forces with 2-3 classmates. Teamwork makes the molecule work!
- Pick a Molecule:** Your team will choose (or I'll assign) a molecule to build. It could be something simple like water (H₂O) or a bit more complex.
- Research Time:** Hit the books (or the web) to learn about your molecule. You need to know what atoms are involved, how they're bonded (are they holding hands or super glued together?), and the shape of the molecule.
- Build It:** Using your model kit, create your molecule. Make sure you get the colors right for each atom and the types of bonds.
- Presentation Prep:** Put together a mini-presentation for the class. You'll tell us about the bonds in your molecule, its shape, and why it's cool or important in the real world.
- Showtime:** Present your model to the class. Be ready to answer some questions from your fellow scientists!
- Reflection:** After all the presentations, write a short piece about what you learned and how this project changed your view of molecules.
- Remember: Be accurate with your model, but feel free to get creative!

This is about learning and having fun with chemistry, so dive in and enjoy!
Can't wait to see your awesome molecular models! 🧪🔬

Enable Reflect check-in

Student view

Saved: Jan 16, 4:21 PM

Discard Save as draft Assign

Enabling Reflect check-in



APS IT-diensten
Zwarte Woud 2
3524 SJ Utrecht

www.apsitdiensten.nl

T 030 2856 870

M info@apsitdiensten.nl

